

Kane School District

Rigor • Relationships • Relevance
Every Student, Every Day




DRAFT

Kane District School Reopening Plan

District plan to safely open schools in the fall
during COVID-19 pandemic

July 2020



Rigor • Relationships • Relevance
Every Student, Every Day

Kane School District

Superintendent Ben Dalton, Ed.D

July 13, 2020

Dear Parents,

We hope you are all enjoying your summer with many opportunities to spend time together with family and friends. As we prepare for the reopening of schools, we want to keep you informed of the planning process, state accountability requirements, and expectations moving forward to accommodate parent concerns through the continued COVID-19 situation. Please know that the requirements for schools and reopening are continually changing and as such, plans made today may need to be adjusted to align with state and health department requirement changes.

We recognize the importance of students returning to school with as much normalcy as possible to help facilitate the learning environment. We love school! Children need school! Currently, we are planning a normal school opening on August 19. Our hope is to have all students return to school with in-person instruction while taking precautions to prevent the spread of COVID-19.

In cooperation with the Utah State School Board and the local health department requirements, Kane School District has created a “draft plan” for the reentry of school in the fall. We encourage parents and students to review plans for the reopening of schools in the fall, pending school board approval in their July 21st meeting. The plan is available on the district webpage at <https://kanek12.org/>. When you review the plan, you will notice purple text identifying the Utah State Board of Education requirements and red text identifying how Kane School District will comply with these mandates. School districts are required to follow directives from the Governor’s Office, Public Health Departments and the Utah State Board of Education when preparing plans for reopening schools.

We recognize the conversations regarding face covering requirements can be controversial on both sides of the issue. In an effort to be compliant with Governor Herbert’s recent mandate, Kane School District will require employees and students to wear face coverings on buses and in schools, when appropriate.

What we will do as school and district personnel:

- Mitigate risk/spread by encouraging physical distancing, proper hand hygiene, sanitization, face coverings when needed, hallway flow adjustments, spacing of students in classrooms, and common areas.
- Provide options for parents to request blended (partial in person/ partial online) and online learning (100% online) opportunities for students who may need accommodations relating to underlying health issues.
- Be aware of student illness/symptoms and inform parent/guardian immediately if a student exhibits symptoms.
- Monitor positive COVID-19 cases and its spread in Kane School District, and follow the recommendation of the health department regarding school closures or additional in-school adjustments.

- Continue to implement digital curriculum (Google Classroom for K-6 & Canvas for 7-12) to allow parents one central landing place to access learning resources when needed.
- Modify our delivery of instructional materials to ensure the health and well being of students and staff.

What you can do as a parent:

- Understand that these guidelines are determined by health, educational, and civic professionals who care for your child's health as it relates to physical environment, time spent in school, potential risk factors relating to students, faculty, and staff.
- Monitor your child's health and keep them home if they have symptoms such as fever, cough, cold or flu symptoms.
- Communicate with your child that the changes they may see at school are put in place to preserve their health and the health of others.
- Send your child to school with a mask and encourage them to wear it as required.
- Kane School District will provide each student with two washable fabric masks, please wash one each day to provide your student with a clean mask at the beginning of each school day.
- Be adaptable to change. As we found out last spring, things can evolve quickly, which precipitates the need to be flexible as schedule changes and school closures may be unavoidable.
- Understand the educational choices available to you: face-to-face, blended, and online options. Please speak with your local building administrator if you prefer alternative learning options.
- Know that you, as the parent/guardian, have the right to keep your child home at any time as you assess risk for your student.

Please understand that procedural process and programs may vary from school to school depending on their unique situation and circumstances as they address solutions to complex issues. Building administrators will communicate directly to you through email, voicemail, and text messages.

As an additional reference to parents, Kane School District has included a draft School Reopening Summary 2020 to help assist as a quick reference for questions you may have. We are making every effort to return to school in the fall and provide an exceptional learning experience for all of our students.

We appreciate your support through this process.

Respectfully,



Ben Dalton
Superintendent

DRAFT

Kane District School Reopening Plan 2020

Please read through this material carefully and take the time to talk with your children about the information and how it relates to them. Being prepared will help them be more comfortable going into this new school year. Let's have a great year!

Kane District will provide two washable fabric facemasks for each student, faculty, and staff. Please make sure your student brings a clean facemask with them each day.

We will work with the local health department to establish a plan to respond to confirmed cases and outbreaks for the temporary closure of a school.



Faculty & Staff

- Point of contact at each school will be the local building administrator.
- Professional development will be provided to educate and train on the district's reopening protocol and action plans.
- Employees will be directed to wear face coverings on buses and in schools, when appropriate.
- Employees will receive ongoing training on blended and virtual learning.



Transportation

- Kane District will communicate each school's pick-up and drop-off protocols, which may include designated locations and times.
- Bus drivers, students, and staff will wear face coverings on buses in accordance with the USBE requirements.
- Students will have assigned seating on buses, where possible.
- Students from the same household may sit together.
- Bus drivers will sanitize their buses after routes/trips.
- Hand sanitizer will be available on school buses.



Entry/Exit Points

- Entry/exit flow paths will be designated to minimize congestion and will use outside access points where possible, depending on school.
- Hand sanitizer will be made available upon the entry/exit of schools.



Visitors, Non-Regular Staff and Volunteers

- Kane District will require visitor sign in.
- The number of visitors who enter the schools will be minimized.
- All visitors admitted into the buildings will be temperature checked and required to wear face coverings.



School Schedules

- Educational choices available to you: face-to-face, blended, and online options. Please speak with your local building administrator if you prefer alternative learning options.

♦ **Plan A**

Kane District plans to open schools on a regular class schedule including the safety measures listed in the KSD plan for monitoring, face coverings, social distancing, transportation, and lunch, etc.

Seat students 6 feet apart where possible; otherwise, students should be seated as far apart as reasonably possible.

♦ **Plan B**

We will go to Plan B only if 6 feet student spacing is mandated.

Elementary and secondary students would have a split schedule, groups based alphabetically by last names.

No school-wide assemblies or social gatherings.

Schools will adjust schedules based on the local health department recommendations.



Classrooms

- Student desks and seating will be distanced as far apart as possible.
- Employees and students will be required to wear face coverings in school buildings, in accordance with Governor Herbert's orders, health department recommendations, and Utah Phased Guidelines.
- Teachers will watch for student symptoms.
- Proper hand washing and hygiene will be taught to the students.
- Classrooms will be sanitized between transition times.



Unique Courses with Higher Risk of Spread

- Kane District will identify courses that would be more at risk (such as choir, physical education, weight lifting, CTE, and band) and work with local health department to mitigate the risks.
- 6 ft. spacing for students where possible and utilize alternative spaces.
- Student numbers may be limited in order to allow student spacing.
- Classrooms will be sanitized between transitions.



Special Ed, Counseling, Speech

- Students will be required to wear face coverings; however, plexiglass dividers will be installed where needed in order to provide appropriate special education services when masks cannot be worn.
- Plexiglass and surfaces will be sanitized after student use.



Transitions

- Kane District will identify high traffic areas and apply signage to accommodate directional flow patterns.
- Staff and students are required to wear masks during transition times.
- Minimize the length of transition times when possible, depending on school.
- Airflow to buildings will be increased, if possible.
- Exterior doors will be utilized when possible to minimize congregation of students.
- Signage to encourage physical distancing and hygiene.
- Faculty will monitor for symptomatic students.
- Hand sanitizing stations in the halls.
- Water bottle usage is encouraged, to avoid high touch surfaces.



Cafeterias

- Food service workers will wear face coverings.
- Students will be spaced as far apart as possible.
- Staggered lunch schedules will be used depending on the school.
- Marked lunch line spaces and serving line flow paths will be designated when needed.
- Where possible, lunch will be provided in the classrooms or have assigned seats in the lunchroom.
- Outside eating spaces will be available and utilized.
- Self-serve salad bars and buffets will be removed.
- Disposable plates and trays used.
- Social distance signage will be posted.
- Hand sanitizers will be made available prior to and after eating lunch.
- Custodians will disinfect high-touch areas.



Recess and Playground

- Playgrounds and recess will be managed with health and safety principles and requirements in place and, as needed, in consultation with local health departments.
- Masks not required, but encouraged, on playground as long as proper distancing is followed.

- Limit the number of students on the playground at the same time.
- Playground equipment will be sanitized regularly.




Extracurricular Activities

- We will follow the UHSAA (Utah High School Activities Association) guidelines. Their 2020-2021 school year plan has not been released. For UHSAA information, visit: <https://www.uhsaa.org>



Restrooms

- Restrooms designated for age groups, when possible.
- Hygiene signage will be displayed on the restroom doors.
- Deep cleaning will be performed daily.



Group Gatherings & Assemblies

- Group gatherings will be organized with health and safety principles and requirements in place and, as needed, in consultation with local health departments.
- Large group in-person gatherings will be limited (assemblies, recitals, dances, etc.).
- Electronic broadcasts will be used to limit large group gatherings.



Cleaning and Sanitizing

- Custodians and staff will frequently sanitize high touch areas, restrooms, weight rooms, locker rooms, and playground equipment throughout the day. Restrooms will be deep cleaned daily.
- Employees will be trained to use disinfectant certified by the EPA to kill bacteria, viruses, and COVID-19.



Plan Changes

- This plan is subject to change depending on changes in guidelines or requirements from the State of Utah or local health department. We will post any changes and continue to share information with you on the district website: <https://kanek12.org/>

For more details and to review the full draft Kane District School Reopening Plan that will be submitted to the state, visit:

<https://kanek12.org/2020/03/13/ksd-announces-soft-closure-of-all-schools/>

The following is signage that will be used in schools. Please help children become familiar with them.



Feeling Sick?


Stay home when you are sick!

If you feel unwell or have the following symptoms
please leave the building and contact your health care provider.
Then follow-up with your supervisor.

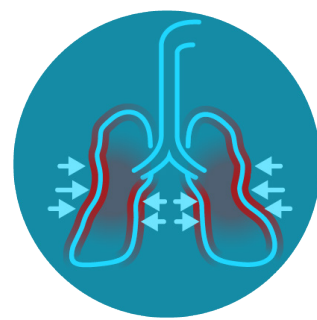
DO NOT ENTER if you have:



FEVER



COUGH



**SHORTNESS OF
BREATH**



cdc.gov/CORONAVIRUS

10 things you can do to manage your COVID-19 symptoms at home

Accessible Version: <https://www.cdc.gov/coronavirus/2019-ncov/if-you-are-sick/steps-when-sick.html>

If you have possible or confirmed COVID-19:

- 1. Stay home** from work and school. And stay away from other public places. If you must go out, avoid using any kind of public transportation, ridesharing, or taxis.



- 2. Monitor your symptoms** carefully. If your symptoms get worse, call your healthcare provider immediately.



- 3. Get rest and stay hydrated.**



- 4.** If you have a medical appointment, **call the healthcare provider** ahead of time and tell them that you have or may have COVID-19.



- 5.** For medical emergencies, call 911 and **notify the dispatch personnel** that you have or may have COVID-19.



- 6. Cover your cough and sneezes.**



- 7. Wash your hands often** with soap and water for at least 20 seconds or clean your hands with an alcohol-based hand sanitizer that contains at least 60% alcohol.



- 8.** As much as possible, **stay** in a specific room and **away from other people** in your home. Also, you should use a separate bathroom, if available. If you need to be around other people in or outside of the home, wear a cloth face covering.



- 9. Avoid sharing personal items** with other people in your household, like dishes, towels, and bedding.

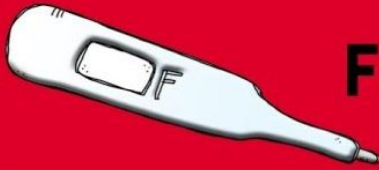


- 10. Clean all surfaces** that are touched often, like counters, tabletops, and doorknobs. Use household cleaning sprays or wipes according to the label instructions.



[cdc.gov/coronavirus](https://www.cdc.gov/coronavirus)

In the last 48 hours have you had any of the following symptoms?



Fever greater than 100.4



Cough, shortness of breath or difficulty breathing

Chills or muscle aches



Sore throat



Loss of sense of smell

Loss of sense of taste



In the last 2 weeks have you been exposed to someone who has tested positive for COVID-19?

If so, please do not enter the school! Contact your health care provider for possible COVID-19 testing.

Prevent the spread of COVID-19 if you are sick

Accessible version: <https://www.cdc.gov/coronavirus/2019-ncov/if-you-are-sick/steps-when-sick.html>

If you are sick with COVID-19 or think you might have COVID-19, follow the steps below to care for yourself and to help protect other people in your home and community.

Stay home except to get medical care.

- **Stay home.** Most people with COVID-19 have mild illness and are able to recover at home without medical care. Do not leave your home, except to get medical care. Do not visit public areas.
- **Take care of yourself.** Get rest and stay hydrated. Take over-the-counter medicines, such as acetaminophen, to help you feel better.
- **Stay in touch with your doctor.** Call before you get medical care. Be sure to get care if you have trouble breathing, or have any other emergency warning signs, or if you think it is an emergency.
- **Avoid public transportation, ride-sharing, or taxis.**



Separate yourself from other people and pets in your home.

- **As much as possible, stay in a specific room** and away from other people and pets in your home. Also, you should use a separate bathroom, if available. If you need to be around other people or animals in or outside of the home, wear a cloth face covering.
- See **COVID-19 and Animals if you have questions about pets:** <https://www.cdc.gov/coronavirus/2019-ncov/faq.html#COVID19animals>
- Additional guidance is available for those **living in close quarters.** (<https://www.cdc.gov/coronavirus/2019-hj-ncov/daily-life-coping/living-in-close-quarters.html>) and **shared housing** (<https://www.cdc.gov/coronavirus/2019-ncov/daily-life-coping/shared-housing/index.html>).



Monitor your symptoms.

- **Symptoms of COVID-19 include fever, cough, and shortness of breath but other symptoms may be present as well.**
- **Follow care instructions from your healthcare provider and local health department.** Your local health authorities will give instructions on checking your symptoms and reporting information.



When to Seek Emergency Medical Attention

Look for **emergency warning signs*** for COVID-19. If someone is showing any of these signs, **seek emergency medical care immediately:**

- Trouble breathing
- Persistent pain or pressure in the chest
- New confusion
- Bluish lips or face
- Inability to wake or stay awake

*This list is not all possible symptoms. Please call your medical provider for any other symptoms that are severe or concerning to you.

Call 911 or call ahead to your local emergency facility:

Notify the operator that you are seeking care for someone who has or may have COVID-19.

Call ahead before visiting your doctor.

- **Call ahead.** Many medical visits for routine care are being postponed or done by phone or telemedicine.
- **If you have a medical appointment that cannot be postponed, call your doctor's office,** and tell them you have or may have COVID-19.



If you are sick, wear a cloth covering over your nose and mouth.

- **You should wear a cloth face covering over your nose and mouth** if you must be around other people or animals, including pets (even at home).
- You don't need to wear the cloth face covering if you are alone. If you can't put on a cloth face covering (because of trouble breathing for example), cover your coughs and sneezes in some other way. Try to stay at least 6 feet away from other people. This will help protect the people around you.
- Cloth face coverings should not be placed on young children under age 2 years, anyone who has trouble breathing, or anyone who is not able to remove the covering without help.



Note: During the COVID-19 pandemic, medical grade facemasks are reserved for healthcare workers and some first responders. You may need to make a cloth face covering using a scarf or bandana.



[cdc.gov/coronavirus](https://www.cdc.gov/coronavirus)

Cover your coughs and sneezes.

- **Cover your mouth and nose** with a tissue when you cough or sneeze.
- **Throw used tissues** in a lined trash can.
- **Immediately wash your hands** with soap and water for at least 20 seconds. If soap and water are not available, clean your hands with an alcohol-based hand sanitizer that contains at least 60% alcohol.



Clean your hands often.

- **Wash your hands often** with soap and water for at least 20 seconds. This is especially important after blowing your nose, coughing, or sneezing; going to the bathroom; and before eating or preparing food.
- **Use hand sanitizer** if soap and water are not available. Use an alcohol-based hand sanitizer with at least 60% alcohol, covering all surfaces of your hands and rubbing them together until they feel dry.
- **Soap and water are the best option**, especially if your hands are visibly dirty.
- **Avoid touching** your eyes, nose, and mouth with unwashed hands.



Avoid sharing personal household items.

- **Do not share** dishes, drinking glasses, cups, eating utensils, towels, or bedding with other people in your home.
- **Wash these items thoroughly after using them** with soap and water or put them in the dishwasher.



Clean all "high-touch" surfaces everyday.

- **Clean and disinfect** high-touch surfaces in your "sick room" and bathroom. Let someone else clean and disinfect surfaces in common areas, but not your bedroom and bathroom.
- **If a caregiver or other person needs to clean and disinfect** a sick person's bedroom or bathroom, they should do so on an as-needed basis. The caregiver/other person should wear a cloth face covering and wait as long as possible after the sick person has used the bathroom.



High-touch surfaces include phones, remote controls, counters, tabletops, doorknobs, bathroom fixtures, toilets, keyboards, tablets, and bedside tables.

- **Clean and disinfect areas that may have blood, stool, or body fluids on them.**

- **Use household cleaners and disinfectants.** Clean the area or item with soap and water or another detergent if it is dirty. Then use a household disinfectant.

- Be sure to follow the instructions on the label to ensure safe and effective use of the product. Many products recommend keeping the surface wet for several minutes to ensure germs are killed. Many also recommend precautions such as wearing gloves and making sure you have good ventilation during use of the product.
- Most EPA-registered household disinfectants should be effective.

When you can be around others after you had or likely had COVID-19

When you can be around others (end home isolation) depends on different factors for different situations.



- **I think or know I had COVID-19, and I had symptoms**

- You can be with others after
 - 3 days with no fever**AND**
 - symptoms improved**AND**
 - 10 days since symptoms first appeared
- Depending on your healthcare provider's advice and availability of testing, you might get tested to see if you still have COVID-19. If you will be tested, you can be around others when you have no fever, symptoms have improved, and you receive two negative test results in a row, at least 24 hours apart.

- **I tested positive for COVID-19 but had no symptoms**

- If you continue to have no symptoms, you can be with others after:
 - 10 days have passed since test
- Depending on your healthcare provider's advice and availability of testing, you might get tested to see if you still have COVID-19. If you will be tested, you can be around others after you receive two negative test results in a row, at least 24 hours apart.
- If you develop symptoms after testing positive, follow the guidance above for "I think or know I had COVID, and I had symptoms."



Hands
that look
clean can still
have icky
germs!

Wash YOUR HANDS!



U.S. Department of
Health and Human Services
Centers for Disease
Control and Prevention

This material was developed by CDC. The Life is Better with Clean Hands campaign is made possible by a partnership between the CDC Foundation, GOJO, and Staples. HHS/CDC does not endorse commercial products, services, or companies.